Hector Kobbekaduwa Agrarian Research and Training Institute
Data Management Division
(Wholesale Prices of Rice & Subsidiary Food Crops)

2026.08.21

Item	Pettah				Marandagahamula			
	Range	Average		Change *	Range	Average		Change *
	2026.08.21	2026.08.21	2026.08.20		2026.08.21	2026.08.21	2026.08.20	
Rice (Rs/kg)								
Samba 1	225.00 - 230.00	228.00	228.00		280.00 - 285.00	282.67	282.33	0.34
Samba 2	220.00 - 222.00	220.50	220.50		218.00 - 240.00	231.00	228.80	2.20
Keeri Samba	250.00 - 310.00	280.00	280.00		250.00 - 305.00	286.00	289.00	-3.00
Nadu 1	195.00 - 200.00	197.50	197.50		227.00 - 228.00	227.33	227.33	
Nadu 2	190.00 - 192.00	191.00	191.00		178.00 - 200.00	186.00	188.00	-2.00
Raw red	160.00 - 170.00	166.00	166.00		170.00 - 180.00	175.40	176.40	-1.00
Raw White	175.00 - 190.00	182.00	182.50	-0.50	165.00 - 188.00	176.60	178.20	-1.60
Imported Rice								
Ponne Samba	220.00 - 225.00	222.50	222.50		-			
Nadu	-				-			
Raw White	-				-			
Raw red								
Subsidiary Food Crops								
Dried Chillies (Rs/Kg)								
Imported	1050.00 - 1200.00	1125.00	1125.00					
Local								
Onion (Rs/Kg)								
Sinnan	-							
Vedalan	260.00 - 300.00	280.00	280.00					
Imported	-							
Big Onion								
Imported	250.00 - 260.00	255.00	270.00	-15.00				
Local	-							
Potatoes (Rs/Kg)								
Welimada	-							
Nuwaraeliya	290.00 - 320.00	306.00	288.00	18.00				
Imported	170.00 - 200.00	185.00	185.00					
Pulses (Rs/Kg)								
Green Gram	700.00 - 750.00	725.00	702.50	22.50				
Cowpea	650.00 - 700.00	675.00	675.00					
Red Dhal	220.00 - 235.00	227.00	227.00					
Consumption Item(Rs/Kg)								
Sugar(White)	230.00 - 235.00	232.50	225.00	7.50				
Wheat Flour	145.00 - 170.00	157.50	157.50					
Eggs (Rs/Egg)								
Brown	41.00 - 42.00	41.50	41.50					
White	38.00 - 39.00	38.50	39.50	-1.00				

Data Management Division
Hector Kobbekaduwa Agrarian
Research and Training Institute
P.O. Box 1522
Colombo.

Hector Kobbekaduwa Agrarian Research and Training Institute
Data Management Division

Variety	2026.08.21 Peliyagoda Market	2026.08.21 Kandy Market	2026.08.21 Dambulla Market	2026.08.20 Meegoda Market	2026.08.21 Norochchole Market	2026.08.21 Thambuththegama Market	2026.08.21 Keppetipola Market	2026.08.21 Nuwaraeliya Market	2026.08.21 Bandarawela Market	2026.08.20 Veyangoda Market
Up Country Vegetable										
Beans	350 - 450	380 - 420	380 - 450	-	-	450 - 500	400 - 450	430 - 460	400 - 420	430 - 470
Carrot	180 - 200	180 - 200	160 - 180	-	-	180 - 230	140 - 180	190 - 210	150 - 180	180 - 210
Leeks	160 - 200	170 - 180	170 - 200	-	-	160 - 200	140 - 170	170 - 180	160 - 170	170 - 200
Beet root	220 - 250	240 - 260	220 - 260	-	200 - 240	220 - 270	-	-	-	240 - 260
Beet root (N Eliya)	-	280 - 300	200 - 230	-	-	-	150 - 200	160 - 180	180 - 210	-
Knolkhol	100 - 120	120 - 140	80 - 100	-	70 - 80	-	110 - 130	120 - 130	110 - 130	120 - 140
Raddish	80 - 100	80 - 90	50 - 70	-	40 - 80	100 - 130	50 - 70	60 - 80	60 - 70	80 - 110
Cabbage (N'Eliya)	-	160 - 170	-	-	-	-	120 - 150	150 - 170	120 - 145	150 - 170
Cabbage (Kandy)	120 - 150	130 - 150	130 - 160	-	-	130 - 160	-	-	-	-
Tomato	250 - 300	200 - 220	160 - 200	-	-	160 - 200	200 - 240	220 - 250	230 - 260	240 - 280
Low country Vegetable										
Ladies Fingers	100 - 120	100 - 110	80 - 90	-	60 - 80	50 - 60	-	-	120 - 140	100 - 120
Brinjals	250 - 350	220 - 250	250 - 320	-	140 - 180	220 - 280	250 - 300	-	250 - 300	270 - 300
Capsicum	250 - 400	350 - 400	300 - 450	-	300 - 400	320 - 360	550 - 600	580 - 620	500 - 550	400 - 450
Pumpkin	140 - 150	130 - 140	100 - 120	-	-	100 - 120	140 - 150	-	150 - 155	130 - 150
Cucumber	60 - 80	80 - 90	60 - 80	-	30 - 50	50 - 80	90 - 100	-	100 - 110	80 - 100
Bitter Gourd	300 - 350	300 - 330	230 - 300	-	240 - 300	200 - 250	-	-	300 - 320	300 - 330
Snake Gourd	260 - 300	180 - 200	90 - 130	-	100 - 130	120 - 130	-	-	240 - 250	180 - 220
Drumstick	80 - 150	130 170	100 - 130	-	120 - 150	-	200 - 230	-	200 - 220	150 - 180
Luffa	80 - 120	180 - 200	130 - 160	-	100 - 150	100 - 130	-	-	160 - 170	180 - 220
Long Beans	80 - 150	150 - 200	100 - 130	-	60 - 80	80 - 120	-	-	200 - 220	100 - 150
Ash Plantains	130 - 150	100 - 140	100 - 120	-	-	100 - 120	-	-	140 - 150	130 - 150
Green Chillies	200 - 300	450 - 480	300 - 450	-	300 - 350	300 - 450	650 - 800	-	550 - 600	400 - 500
Lime	250 - 300	300 - 350	360 - 380	-	-	260 - 330	-	-	350 - 400	350 - 400
Sweet Potatoe	130 - 150	130 - 150	90 - 120	-	-	100 - 140	150 - 160	-	140 - 150	130 - 150
Manioc	100 - 140	100 - 120	100 - 120	-	-	80 - 110	140 - 150	-	-	130 - 140
Eggplant	250 - 280	250 - 280	200 - 230	-	140 - 220	150 - 180			260 - 280	200 - 250
Potato(Imported)	170 - 200	180 - 210	160 - 190	-	-	175 - 175	-	-	190 - 195	170 - 210
Potato (Welimada)	-	250 - 260	-	-	-	-	230 - 250	-	240 - 260	-
Potato (Nuwaraeliya)	290 - 320	280 - 290	280 - 290	-	-	-	-	270 - 280	-	300 - 310
B'Onion Imported	250 - 260	280 - 290	260 - 280	-	-	240 - 290	270 - 280	-	280 - 295	260 - 270
Big-onion Local	-	-	-	-	-	-	-	-	-	-
Banana										
Ambul(Rs/Kg)	190 - 250	120 - 150								-
Kolikuttu	390 - 450	-								-
Seeni	150 - 180	110 - 140								-
Anamalu (Rs/Fruits)	34 - 43	-								-
Papaya (Rs/Kg)	160 - 230	170 - 180								-
Passion Fruits(Rs/Fruit	40 - 50									-
Other Fruits (Rs/Fruit)										
Pineapple - Large	320 - 380									
- Medium	250 - 290									-
- Small	200 - 230									-
Mango - Betti	-									
- Karathakol	-									-
Woodapple	50 - 60									-
Avocado	85 - 120									-
Orange	50 - 70									-

Data Management Division
Hector Kobbekaduwa Agrarian
Research and Training Institute
P.O. Box 1522

හෙක්ටර් කොබ්බෑකඩුව ගොවිකටයුතු පර්යේෂණ හා පුහුණු කිරීමේ ආයතනය

Hector Kobbekaduwa Agrarian Research and Training Institute

දත්ත කළමනාකරණ අංශය

තොග මිල ගණන් (කිලෝවකට රුපියල්)

Wholesale Prices (Rs/Kg)

වර්ගය	2026.08.21 පැලියගොඩ වෙළඳපොළ	2026.08.21 මහනුවර වෙළඳපොළ	2026.08.21 දඹුල්ල වෙළඳපොළ	2026.08.20 මීගොඩ වෙළඳපොළ	2026.08.21 නොරොච්චෝලේ වෙළඳපොළ	2026.08.21 තඹුත්තේගම වෙළඳපොළ	2026.08.21 කැප්පෙට්පොළ වෙළඳපොළ	2026.08.21 නුවරඑළිය වෙළඳපොළ	2026.08.21 බණ්ඩාරවෙල වෙළඳපොළ	2026.08.20 වෙයන්ගොඩ වෙළඳපොළ
උඩරට එළවළු										
බෝංචි	350 - 450	380 - 420	380 - 450	-	-	450 - 500	400 - 450	430 - 460	400 - 420	430 - 470
කැරට්	180 - 200	180 - 200	160 - 180	-	-	180 - 230	140 - 180	190 - 210	150 - 180	180 - 210
ලීක්ස්	160 - 200	170 - 180	170 - 200	-	-	160 - 200	140 - 170	170 - 180	160 - 170	170 - 200
බීට්රූට්	220 - 250	240 - 260	220 - 260	-	200 - 240	220 - 270	-	-	-	240 - 260
බීට්රූට් (නුවරඑළිය)	-	280 - 300	200 - 230	-	-	-	150 - 200	160 - 180	180 - 210	-
නෝකෝල්	100 - 120	120 - 140	80 - 100	-	70 - 80	-	110 - 130	120 - 130	110 - 130	120 - 140
රාබු	80 - 100	80 - 90	50 - 70	-	40 - 80	100 - 130	50 - 70	60 - 80	60 - 70	80 - 110
ගෝවා (නුවරඑළිය)	-	160 - 170	-	-	-	-	120 - 150	150 - 170	120 - 145	150 - 170
ගෝවා (නුවර)	120 - 150	130 - 150	130 - 160	-	-	130 - 160	-	-	-	-
තක්කාලි	250 - 300	200 - 220	160 - 200	-	-	160 - 200	200 - 240	220 - 250	230 - 260	240 - 280
පහතරට එළවළු										
බණ්ඩක්කා	100 - 120	100 - 110	80 - 90	-	60 - 80	50 - 60	-	-	120 - 140	100 - 120
වම්බටු	250 - 350	220 - 250	250 - 320	-	140 - 180	220 - 280	250 - 300	-	250 - 300	270 - 300
මාළු මිරිස්	250 - 400	350 - 400	300 - 450	-	300 - 400	320 - 360	550 - 600	580 - 620	500 - 550	400 - 450
වට්ටක්කා	140 - 150	130 - 140	100 - 120	-	-	100 - 120	140 - 150	-	150 - 155	130 - 150
පිපිඤ්ඤා	60 - 80	80 - 90	60 - 80	-	30 - 50	50 - 80	90 - 100	-	100 - 110	80 - 100
කරවිල	300 - 350	300 - 330	230 - 300	-	240 - 300	200 - 250	-	-	300 - 320	300 - 330
පතෝල	260 - 300	180 - 200	90 - 130	-	100 - 130	120 - 130	-	-	240 - 250	180 - 220
මුරුංගා	80 - 150	130 - 170	100 - 130	-	120 - 150	-	200 - 230	-	200 - 220	150 - 180
වැටකොළු	80 - 120	180 - 200	130 - 160	-	100 - 150	100 - 130	-	-	160 - 170	180 - 220
මෑකරල්	80 - 150	150 - 200	100 - 130	-	60 - 80	80 - 120	-	-	200 - 220	100 - 150
අළු කෙසෙල්	130 - 150	100 - 140	100 - 120	-	-	100 - 120	-	-	140 - 150	130 - 150
අමු මිරිස්	200 - 300	450 - 480	300 - 450	-	300 - 350	300 - 450	650 - 800	-	550 - 600	400 - 500
දෙහි	250 - 300	300 - 350	360 - 380	-	-	260 - 330	-	-	350 - 400	350 - 400
බතල	130 - 150	130 - 150	90 - 120	-	-	100 - 140	150 - 160	-	140 - 150	130 - 150
මඤ්ඤොක්කා	100 - 140	100 - 120	100 - 120	-	-	80 - 110	140 - 150	-	-	130 - 140
එළබටු	250 - 280	250 - 280	200 - 230	-	140 - 220	150 - 180			260 - 280	200 - 250
අර්තාපල් (ආනයනික)	170 - 200	180 - 210	160 - 190	-	-	175 - 175	-	-	190 - 195	170 - 210
අර්තාපල් (වැලිමඩ)	-	250 - 260	-	-	-	-	230 - 250	-	240 - 260	-
අර්තාපල් (නුවරඑළිය)	290 - 320	280 - 290	280 - 290	-	-	-	-	270 - 280	-	300 - 310
ලොකුළූණු (ආනයනික)	250 - 260	280 - 290	260 - 280	-	-	240 - 290	270 - 280	-	280 - 295	260 - 270
ලොකුළූණු දේශීය	-	-	-	-	-	-	-	-	-	-
කෙසෙල්										
ඇඹුල් (කිලෝවකට)	190 - 250	120 - 150								-
කෝලිකුට්ටු (කිලෝවකට)	390 - 450	-								-
සීනි (කිලෝවකට)	150 - 180	110 - 140								-
ආනමාළු (එකකට රු.)	34 - 43	-								-
ගස්ලබු (කිලෝවකට))	160 - 230	170 - 180								-
වැල්දොඩම් (එකකට රු.)	40 - 50									-
පළතුරු (එකකට රු.)										
අන්නාස -ලොකු ප්‍රමාණය	320 - 380									
- මධ්‍යම ප්‍රමාණය	250 - 290									-
- කුඩා ප්‍රමාණය	200 - 230									-
අඹ - බෙට්ටි	-									
-කර්තකොලොම්බන්	-									-
දිවුල්	50 - 60									-
අලිපේර	85 - 120									-
දොඩම්	50 - 70									-

Note:
Usually, the price collection for Veyangoda and Meegoda wholesale markets is done the previous day between 6.00 pm and 8.30 pm, and for all other wholesale markets, the price collection is done between 7.00 am and 2.00 pm.

Data Management Division
Hector Kobbekaduwa Agrarian Research and Training Institute
P.O. Box 1522
Colombo.

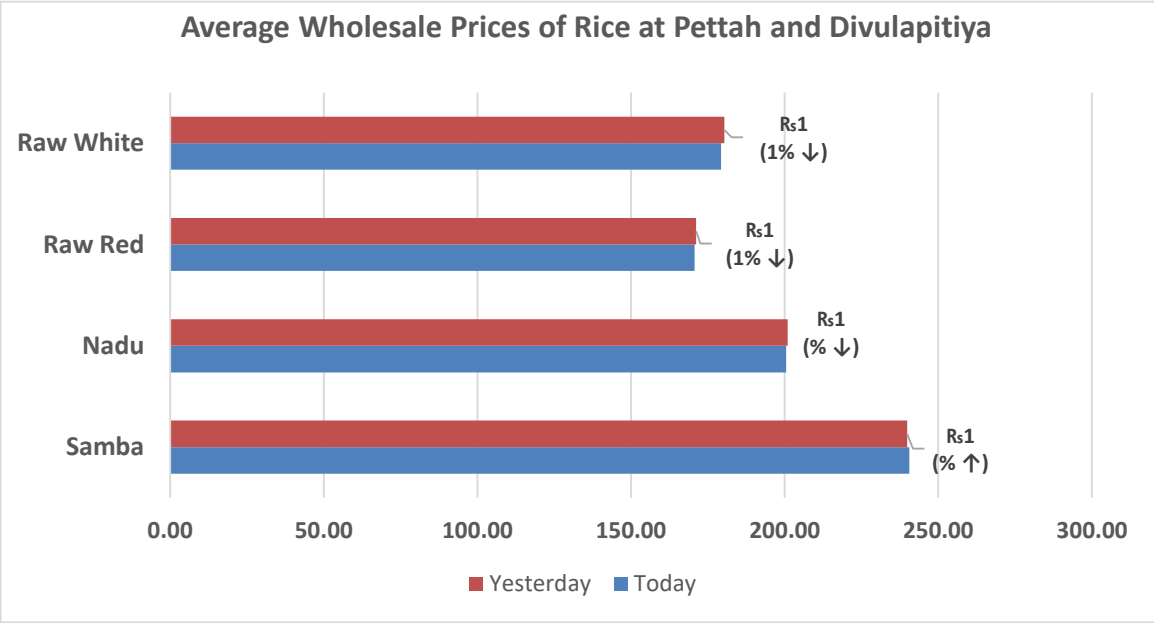
Average Wholesale Prices of Rice at Pettah and Divulapitiya
Raw White
Raw Red
Nadu
Samba
Rs1 (1% ↓)
Rs1 (1% ↓)
Rs1 (% ↓)
Rs1 (% ↑)
0.00
50.00
100.00
150.00
200.00
250.00
300.00
Yesterday
Today

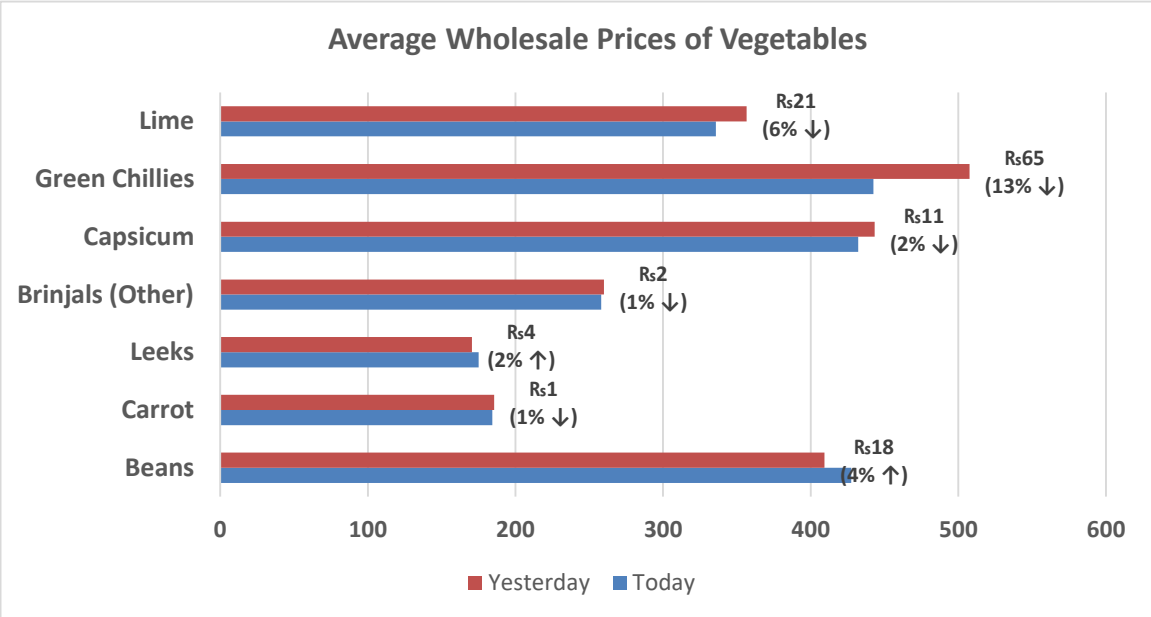
Average Wholesale Prices of Vegetables
Lime
Green Chillies
Capsicum
Brinjals (Other)
Leeks
Carrot
Beans
Rs21 (6% ↓)
Rs65 (13% ↓)
Rs11 (2% ↓)
Rs2 (1% ↓)
Rs4 (2% ↑)
Rs1 (1% ↓)
Rs18 (4% ↑)
0
100
200
300
400
500
600
Yesterday
Today

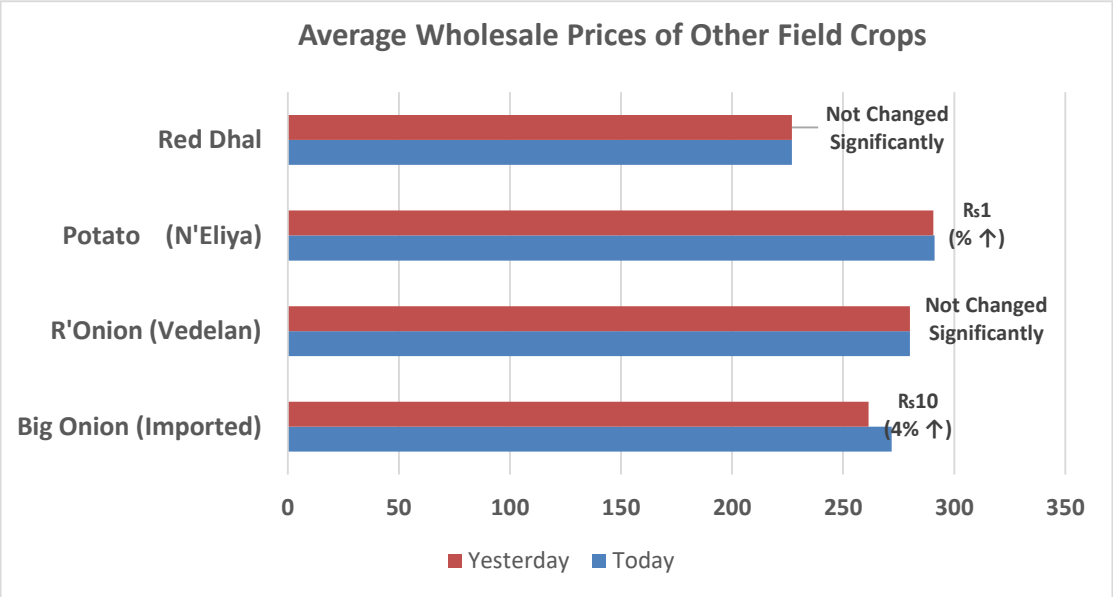
Average Wholesale Prices of Other Field Crops
Red Dhal
Potato (N'Eliya)
R'Onion (Vedelan)
Big Onion (Imported)
Not Changed Significantly
Rs1 (% ↑)
Not Changed Significantly
Rs10 (4% ↑)
0
50
100
150
200
250
300
350
Yesterday
Today

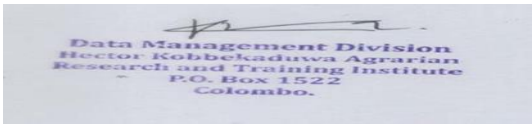
Data Management Division
Hector Kobbekaduwa Agrarian
Research and Training Institute
P.O. Box 1522
Colombo.